

Queenstown Airport - Monthly Passenger Traffic

April 2017



More information available at www.queenstownairport.co.nz/stats

Total passengers for month
169,801
up 20%

Passenger traffic was very strong in April. Travel was boosted by school holidays in New Zealand and Australia and Easter falling in April this year (last year Easter was in March).

International passengers
43,976
up 21%

Traffic across the Tasman was up 21% compared with last April, with strong growth on the Sydney and Melbourne routes.

Total passengers last 12 months
1,858,076
up 15%

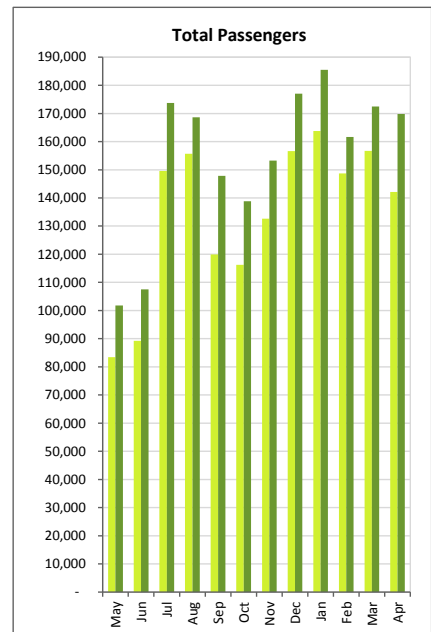
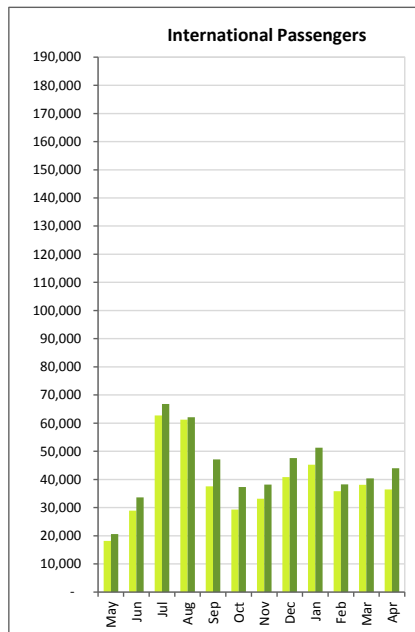
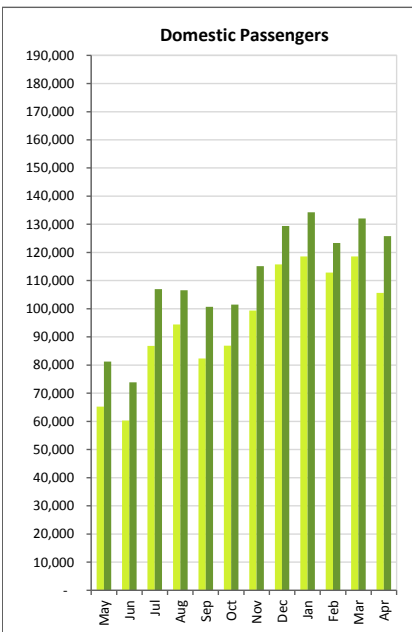
12-month passenger numbers reached 1.86 million, up 15% compared to the previous 12 months.

Domestic passengers
125,825
up 19%

Domestic travel was up 19%, boosted by school holidays and Easter.

Monthly Passengers - Arriving and Departing

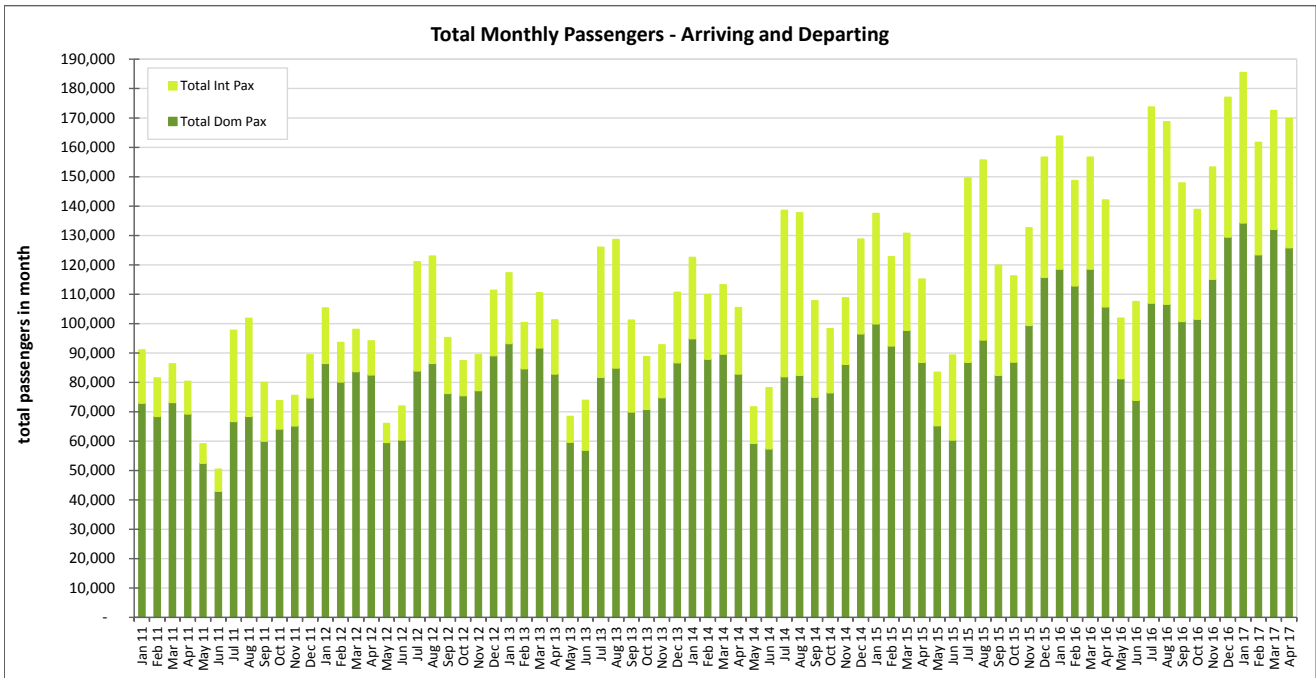
— monthly passengers this year
— monthly passengers previous year



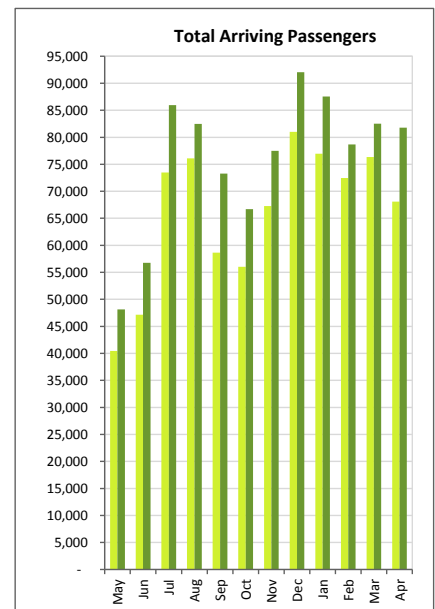
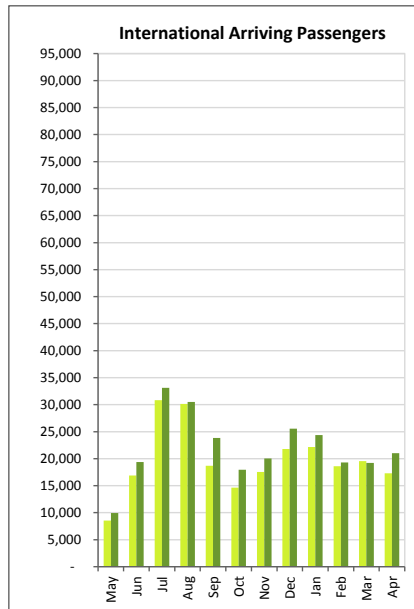
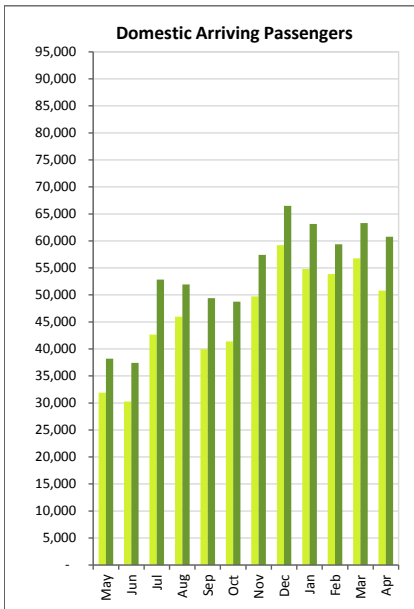
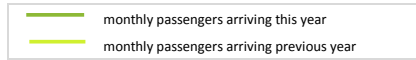
	Domestic Passengers			
	Current Yr	Previous Yr	Change	
	2016/17	2015/16	incr pax	incr %
May	81,246	65,271	15,975	24.5%
June	73,861	60,335	13,526	22.4%
July	106,952	86,802	20,150	23.2%
August	106,557	94,391	12,166	12.9%
September	100,724	82,347	18,377	22.3%
October	101,483	86,906	14,577	16.8%
November	115,105	99,398	15,707	15.8%
December	129,410	115,751	13,659	11.8%
January	134,235	118,549	15,686	13.2%
February	123,401	112,855	10,546	9.3%
March	132,086	118,553	13,533	11.4%
April	125,825	105,671	20,154	19.1%
12 month total	1,330,885	1,146,829	184,056	16.0%

	International Passengers			
	Current Yr	Previous Yr	Change	
	2016/17	2015/16	incr pax	incr %
May	20,574	18,156	2,418	13.3%
June	33,629	28,939	4,690	16.2%
July	66,779	62,751	4,028	6.4%
August	62,098	61,277	821	1.3%
September	47,114	37,555	9,559	25.5%
October	37,355	29,306	8,049	27.5%
November	38,160	33,191	4,969	15.0%
December	47,582	40,885	6,697	16.4%
January	51,244	45,234	6,010	13.3%
February	38,268	35,843	2,425	6.8%
March	40,412	38,120	2,292	6.0%
April	43,976	36,414	7,562	20.8%
12 month total	527,191	467,671	59,520	12.7%

	Total Passengers			
	Current Yr	Previous Yr	Change	
	2016/17	2015/16	incr pax	incr %
May	101,820	83,427	18,393	22.0%
June	107,490	89,274	18,216	20.4%
July	173,731	149,553	24,178	16.2%
August	168,655	155,668	12,987	8.3%
September	147,838	119,902	27,936	23.3%
October	138,838	116,212	22,626	19.5%
November	153,265	132,589	20,676	15.6%
December	176,992	156,636	20,356	13.0%
January	185,479	163,783	21,696	13.2%
February	161,669	148,698	12,971	8.7%
March	172,498	156,673	15,825	10.1%
April	169,801	142,085	27,716	19.5%
12 month total	1,858,076	1,614,500	243,576	15.1%



Monthly Passengers - Arrivals Only



	Domestic - Arriving Passengers			
	Current Yr	Previous Yr	Change	
	2016/17	2015/16	incr pax	incr %
May	38,202	31,917	6,285	19.7%
June	37,406	30,263	7,143	23.6%
July	52,846	42,670	10,176	23.8%
August	51,954	45,988	5,966	13.0%
September	49,412	39,947	9,465	23.7%
October	48,752	41,393	7,359	17.8%
November	57,431	49,727	7,704	15.5%
December	66,510	59,198	7,312	12.4%
January	63,147	54,805	8,342	15.2%
February	59,370	53,880	5,490	10.2%
March	63,289	56,773	6,516	11.5%
April	60,767	50,794	9,973	19.6%
12 month total	649,086	557,355	91,731	16.5%

	International - Arriving Passengers			
	Current Yr	Previous Yr	Change	
	2016/17	2015/16	incr pax	incr %
May	9,947	8,547	1,400	16.4%
June	19,370	16,875	2,495	14.8%
July	33,107	30,815	2,292	7.4%
August	30,519	30,118	401	1.3%
September	23,848	18,678	5,170	27.7%
October	17,930	14,647	3,283	22.4%
November	20,042	17,531	2,511	14.3%
December	25,535	21,802	3,733	17.1%
January	24,380	22,145	2,235	10.1%
February	19,289	18,587	702	3.8%
March	19,222	19,560	-338	-1.7%
April	21,031	17,295	3,736	21.6%
12 month total	264,220	236,600	27,620	11.7%

	Total - Arriving Passengers			
	Current Yr	Previous Yr	Change	
	2016/17	2015/16	incr pax	incr %
May	48,149	40,464	7,685	19.0%
June	56,776	47,138	9,638	20.4%
July	85,953	73,485	12,468	17.0%
August	82,473	76,106	6,367	8.4%
September	73,260	58,625	14,635	25.0%
October	66,682	56,040	10,642	19.0%
November	77,473	67,258	10,215	15.2%
December	92,045	81,000	11,045	13.6%
January	87,527	76,950	10,577	13.7%
February	78,659	72,467	6,192	8.5%
March	82,511	76,333	6,178	8.1%
April	81,798	68,089	13,709	20.1%
12 month total	913,306	793,955	119,351	15.0%