



ZQN news

Monthly Passenger Update

July 2015

available at www.queenstownairport.co.nz

Total passengers for month
149,553
up 8.0%

A new record for total passengers was set in July, with ski fields open, NZ and Australian school holidays and passenger growth on most domestic and international routes.

International passengers
62,751
up 10.8%

International passenger numbers grew on all trans-Tasman routes, setting a new record for international passengers in a month and a milestone of more than 400,000 international passengers passing through the airport in the last 12 months.

Total passengers last 12 months
1,409,663
up 11.7%

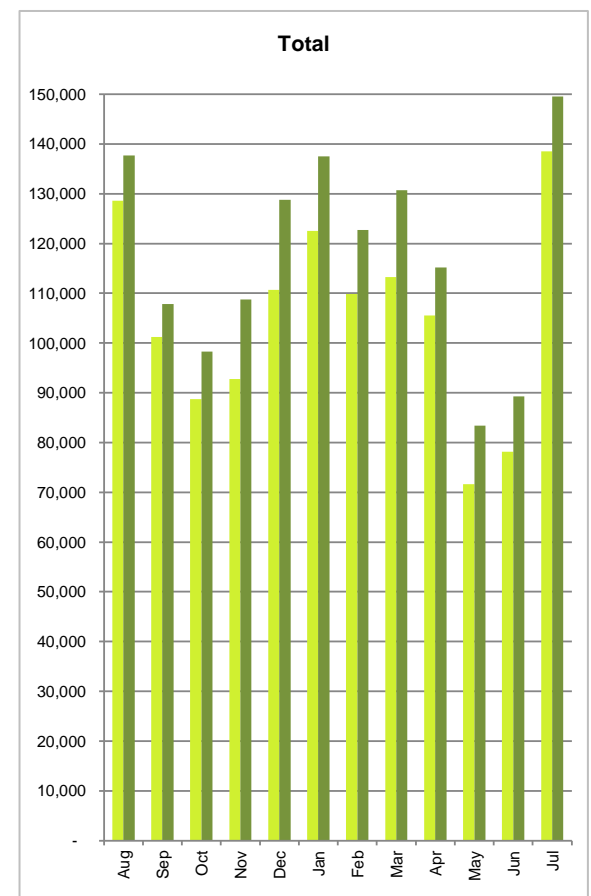
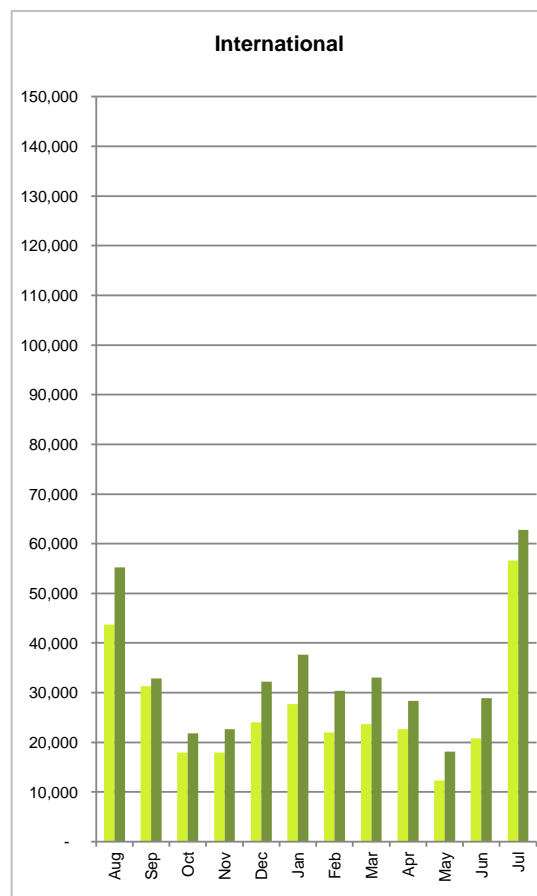
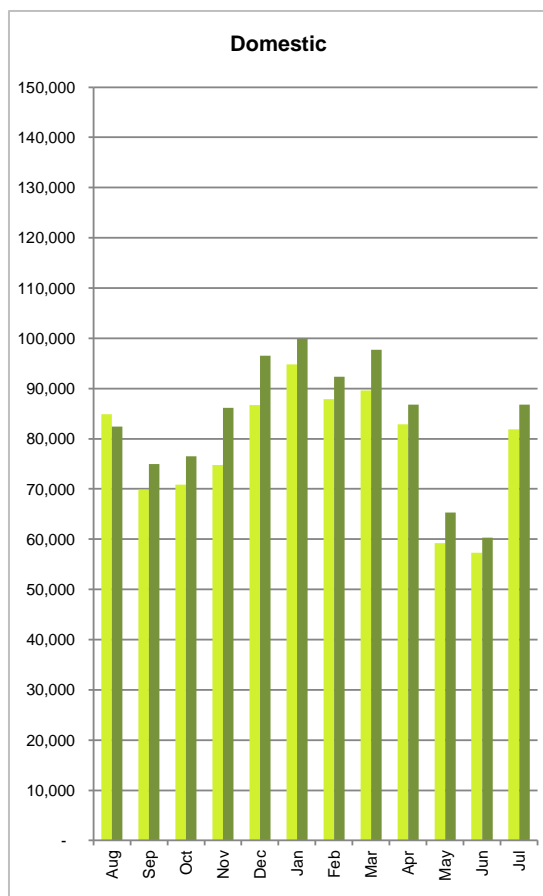
Total 12-month passenger numbers continued to grow, with strong passenger volumes on domestic and trans-Tasman routes.

Domestic passengers
86,802
up 6.0%

Domestic passenger volumes continued to grow, with increased capacity.

Monthly Passengers - Arriving and Departing

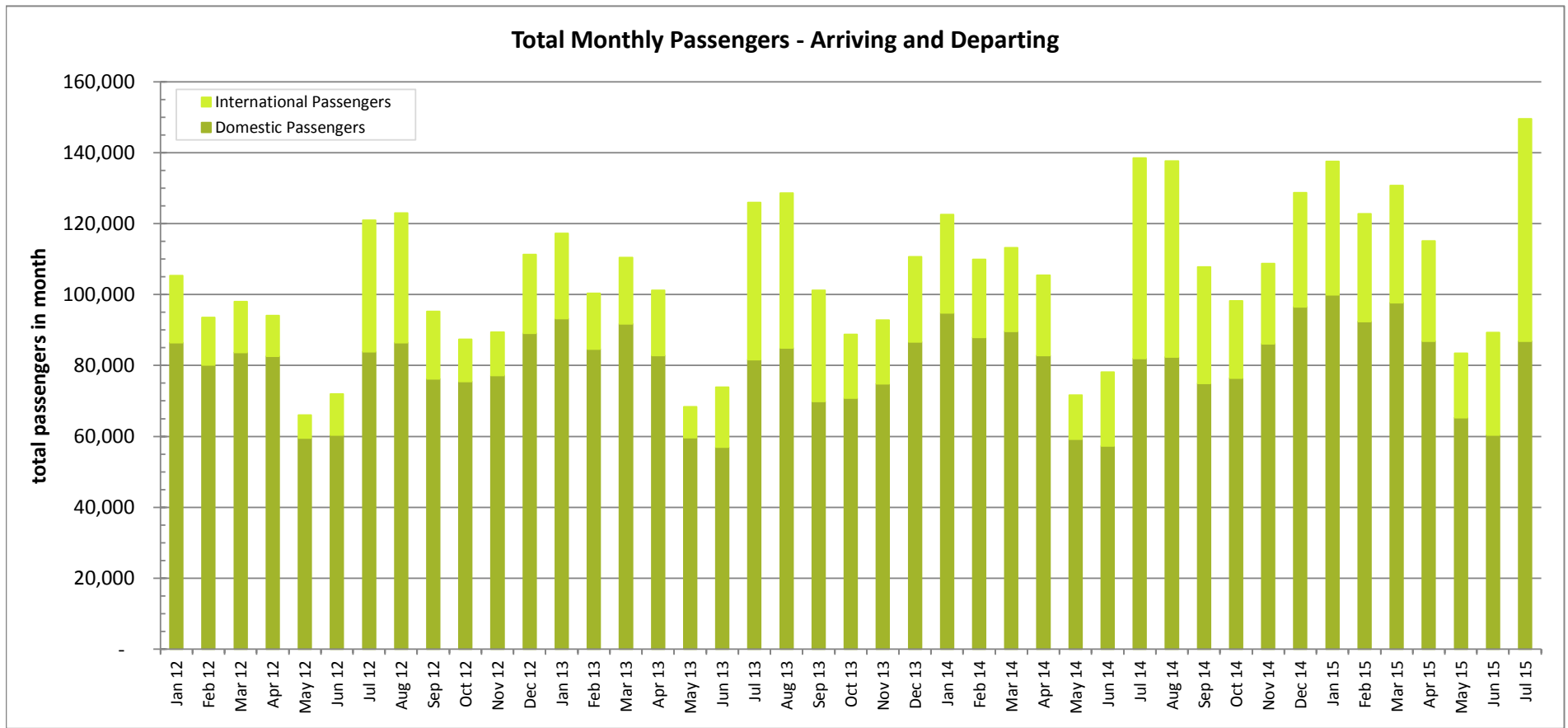
— monthly passengers this year
— monthly passengers previous year



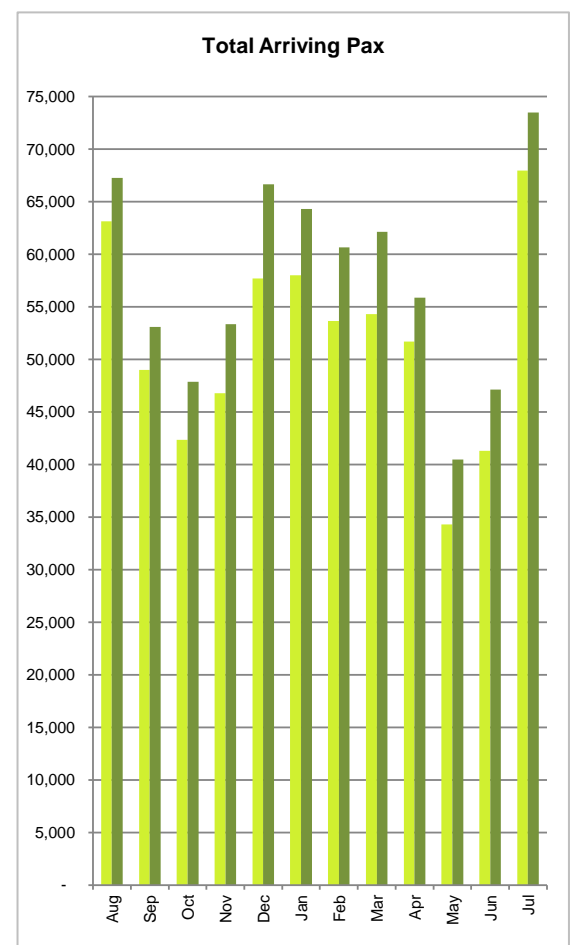
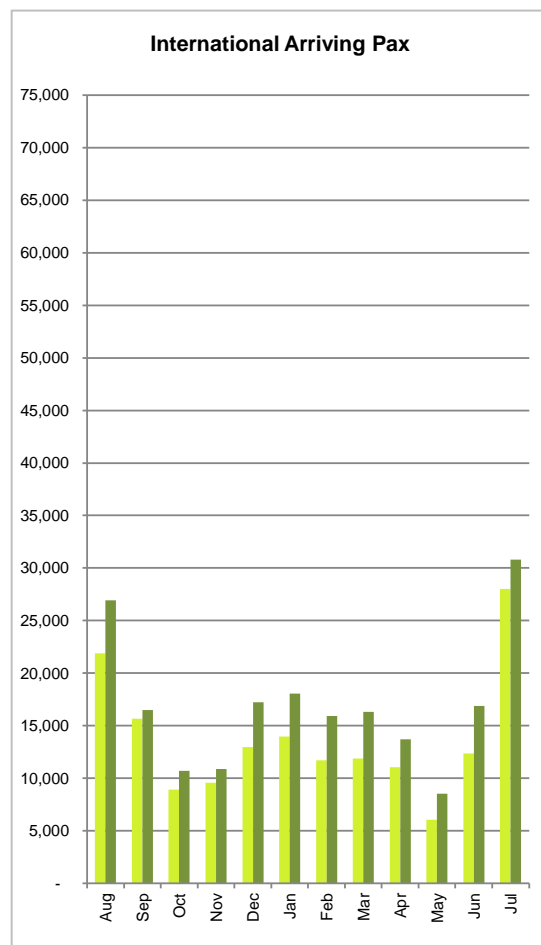
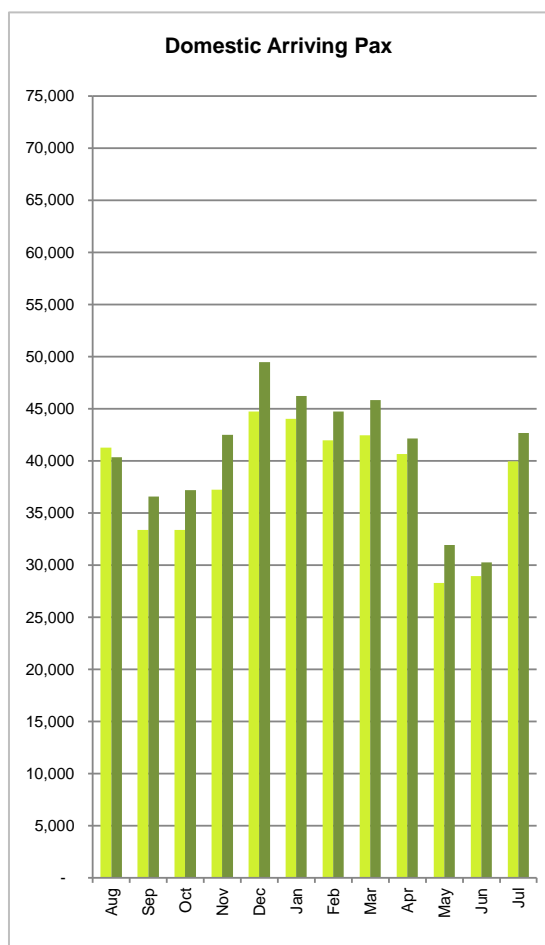
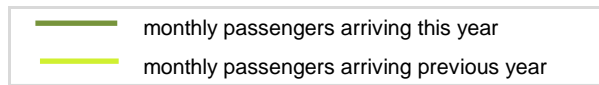
	Domestic Passengers			
	current yr	previous yr	Change	
	2014/15	2013/14	incr pax	incr %
Jul	86,802	81,905	4,897	6.0%
Jun	60,335	57,337	2,998	5.2%
May	65,271	59,249	6,022	10.2%
Apr	86,813	82,832	3,981	4.8%
Mar	97,707	89,591	8,116	9.1%
Feb	92,357	87,885	4,472	5.1%
Jan	99,869	94,833	5,036	5.3%
Dec	96,498	86,672	9,826	11.3%
Nov	86,115	74,798	11,317	15.1%
Oct	76,460	70,834	5,626	7.9%
Sep	74,963	69,870	5,093	7.3%
Aug	82,420	84,896	-2,476	-2.9%
12 month total	1,005,610	940,702	64,908	6.9%

	International Passengers			
	current yr	previous yr	Change	
	2014/15	2013/14	incr pax	incr %
Jul	62,751	56,625	6,126	10.8%
Jun	28,939	20,835	8,104	38.9%
May	18,156	12,358	5,798	46.9%
Apr	28,359	22,659	5,700	25.2%
Mar	33,019	23,651	9,368	39.6%
Feb	30,382	21,980	8,402	38.2%
Jan	37,641	27,729	9,912	35.7%
Dec	32,237	23,981	8,256	34.4%
Nov	22,662	17,962	4,700	26.2%
Oct	21,807	17,925	3,882	21.7%
Sep	32,830	31,319	1,511	4.8%
Aug	55,270	43,731	11,539	26.4%
12 month total	404,053	320,755	83,298	26.0%

	Total Passengers			
	current yr	previous yr	Change	
	2014/15	2013/14	incr pax	incr %
Jul	149,553	138,530	11,023	8.0%
Jun	89,274	78,172	11,102	14.2%
May	83,427	71,607	11,820	16.5%
Apr	115,172	105,491	9,681	9.2%
Mar	130,726	113,242	17,484	15.4%
Feb	122,739	109,865	12,874	11.7%
Jan	137,510	122,562	14,948	12.2%
Dec	128,735	110,653	18,082	16.3%
Nov	108,777	92,760	16,017	17.3%
Oct	98,267	88,759	9,508	10.7%
Sep	107,793	101,189	6,604	6.5%
Aug	137,690	128,627	9,063	7.0%
12 month total	1,409,663	1,261,457	148,206	11.7%



Monthly Passenger Arrivals



Domestic - Arriving Passengers				
	current yr	previous yr	Change	
	2014/15	2013/14	incr pax	incr %
Jul	42,670	39,934	2,736	6.9%
Jun	30,263	28,931	1,332	4.6%
May	31,917	28,280	3,637	12.9%
Apr	42,165	40,663	1,502	3.7%
Mar	45,821	42,454	3,367	7.9%
Feb	44,756	41,973	2,783	6.6%
Jan	46,235	44,044	2,191	5.0%
Dec	49,459	44,745	4,714	10.5%
Nov	42,481	37,223	5,258	14.1%
Oct	37,178	33,394	3,784	11.3%
Sep	36,586	33,364	3,222	9.7%
Aug	40,339	41,255	-916	-2.2%
Jul	39,934	39,961	-27	-0.1%
12 month total	489,870	456,260	33,610	7.4%

International - Arriving Passengers			
	current yr	previous yr	Change
	2014/15	2013/14	incr pax incr %
Jul	30,815	28,039	2,776 9.9%
Jun	16,875	12,381	4,494 36.3%
May	8,547	6,049	2,498 41.3%
Apr	13,726	11,042	2,684 24.3%
Mar	16,333	11,864	4,469 37.7%
Feb	15,917	11,698	4,219 36.1%
Jan	18,081	13,973	4,108 29.4%
Dec	17,225	12,974	4,251 32.8%
Nov	10,886	9,559	1,327 13.9%
Oct	10,722	8,943	1,779 19.9%
Sep	16,513	15,650	863 5.5%
Aug	26,939	21,892	5,047 23.1%
Jul	28,039	22,277	5,762 25.9%
12 month total	202,579	164,064	38,515 23.5%

Total - Arriving Passengers			
	current yr	previous yr	Change
	2014/15	2013/14	incr pax incr %
Jul	73,485	67,973	5,512 8.1%
Jun	47,138	41,312	5,826 14.1%
May	40,464	34,329	6,135 17.9%
Apr	55,891	51,705	4,186 8.1%
Mar	62,154	54,318	7,836 14.4%
Feb	60,673	53,671	7,002 13.0%
Jan	64,316	58,017	6,299 10.9%
Dec	66,684	57,719	8,965 15.5%
Nov	53,367	46,782	6,585 14.1%
Oct	47,900	42,337	5,563 13.1%
Sep	53,099	49,014	4,085 8.3%
Aug	67,278	63,147	4,131 6.5%
Jul	67,973	62,238	5,735 9.2%
12 month total	692,449	620,324	72,125 11.6%